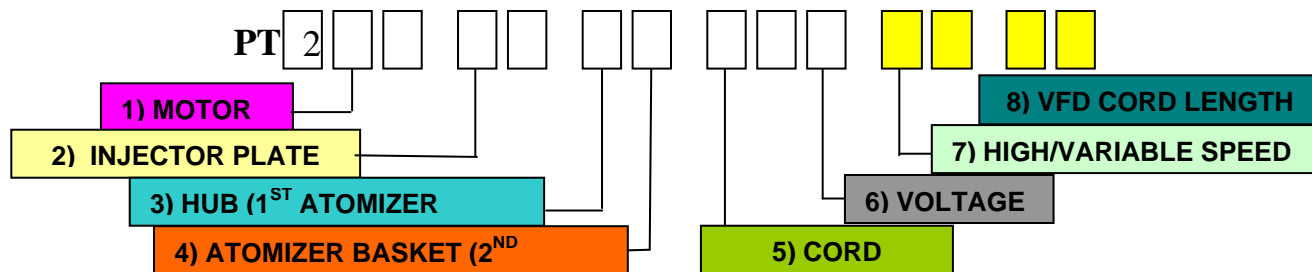


PENGUIN™ and PENGUIN PRO™ ELECTRIC ATOMIZER

ORDERING INFORMATION *Updated 10/2008*

Choose one option from each category to build a complete atomizer.






All items in **bold** are standard, **yellow boxes** (above) optional with Penguin PRO. Non-standard options may incur additional assembly time.

1) MOTOR SERIES	Order Number	Actual Part # if applicable	Reference Page
.75 HP, 50/60 Hz, 110/220V 1-phase washdown duty	00	PT200-0000	
1.5 HP, 50Hz, 110/220V 1-phase washdown duty, for air-assisted atomizers	10	PT200-0010	
1.5 HP, 60 Hz, 110/220V 1-phase washdown duty, for air-assisted atomizers	15	PT200-0015	
1 HP, 220/440 volts 3-phase washdown-inverter duty	20	PT200-0020	
1 HP, 220/440V 3-phase stainless steel, inverter duty	30	PT200-0030	
2 HP, 220/440V 3-phase stainless steel, inverter duty, for PENGUIN PRO™	40	PT200-0040	
2) INJECTOR PLATE	Order Number	Actual Part # if applicable	Reference Page
SINGLE TUBE, (0-2 GPM)	S1	PT200-0500	
DUAL TUBE, 1 OR 2 FLUIDS (0-4 GPM)	S2	Dual tube uses 2 injector plates	
3) HUB (FIRST STAGE)	Order Number	Actual Part #, if applicable	Reference Page
0-2 GPM, ALUMINUM	A	PT100-0113	
0-3.5 GPM, STAINLESS STEEL	B	PT100-0112S	
0-3.5 GPM, ALUMINUM	C	PT100-0112	
0-3.5 GPM, HYDEX® 4101 PLASTIC	D	PT100-0102	
0-3.5 GPM HYDEX®, AIR ASSIST, FIXED PITCH BLADES	F	PT100-0100FL	
0-12 GPM, HIFLO ALUMINUM W/ NITUFF®	G	PT100-0122	
4) ATOMIZER BASKET (SECOND STAGE)	Order Number	Actual Part #, if applicable	Reference Page
NO BASKET	A	NA	
6" 12 MESH BASKET	B	PT100-0200	
6" 12 MESH WELDED BASKET, ALL SS	C	PT100-0210	
6" 30 MESH BASKET	D	PT100-0230	
12" 12 MESH BASKET	E	PT200-0200	
12" 30 MESH BASKET	F	PT200-0230	

5) ELECTRICAL CORD LENGTH	Order Number	Actual Part #, if applicable	Reference Page
Standard length, 20' For custom lengths, specify # of feet	-20 -??		
6) VOLTAGE/HERTZ	Order Number	Actual Part #, if applicable	Reference Page
110-120 volts, 50/60 Hz 208-220-240 volts, 50/60 Hz 440-480 volts	A B C		
7) VARIABLE & HIGH SPEED OPTIONS	Order Number	Actual Part #, if applicable	Reference Page
PENGUIN PRO 1 HP, IP55 rated, programmable variable frequency drive. 220V 1 Phase input. For use with one, 1 HP or 2 HP 3 phase motor.	PR		
PENGUIN PRO 10 HP, IP55 Rated, programmable variable frequency drive. 220V 1 Phase input. For use with up to 5 atomizers in an array.	P5		
VFD CONNECTING CORD LENGTH connect atomizer to variable frequency drive.	Order Number	Actual Part #, if applicable	Reference Page
Standard length: 50' Specify other lengths, maximum 130'	-50 -??		

Some more common configurations have easier to remember part numbers assigned to them.
A few examples are below:

example	part number	callout	properties
	PT200-A coarse mesh PT200-B fine mesh	PT200S1AE20 PT200S1AF20	Motor: .75 HP Washdown, 50/60 Hz, 1 Ph, 110/220V, 2950/3450 RPM injector plate: single tube, 0-2 GPM Max hub: 0-2 GPM Aluminum basket: 12" coarse or 12" fine mesh cord: 20 feet, wet duty SOOW typical droplet spectrum: < 50 micron with fine mesh typical pattern: <i>Radial</i> , to 10' (3 m) or more in still air max particulate in spray fluid: .060" (1.5 mm) or .016" (.4 mm) typical uses: indoor or outdoor evaporative cooling and humidification, HVAC applications, odor control and dust control
	PT215-A coarse mesh PT215-B fine mesh	PT215S1FE20 PT215S1FF20	Motor: 1.5 HP Washdown, 60 Hz, 1 Ph, 110/220V, 3450 RPM injector plate: single tube, 0-2 GPM Max hub: 0-3.5 GPM HYDEX, with FIXED PITCH air assist blades basket: 12" coarse or 12" fine mesh cord: 20 feet, wet duty SOOW typical droplet spectrum: < 50 micron with fine mesh typical pattern: <i>conical</i> , will travel 30' (10 m) or more in still air produces approx. 1500 CFM (50 cubic meters) of carrier air max particulate in spray fluid: .060" (1.5 mm) or .016" (.4 mm) typical uses: indoor or outdoor evaporative cooling and humidification, fumigation, odor control and dust control Configuration specific to North American markets, and other markets with 60 Hz power. 50 Hz configuration available.
	PT240-I fine mesh PT240-J coarse mesh	PT240S1FE20BPR50 PT240S1FF20BPR50	Motor: 2 HP 3 Phase, Stainless Steel, specified at right with optional variable speed drive, 220V 1 Ph 50/60 Hertz input, maximum speed with VFD approx. 5200 RPM. injector plate: single tube, 2 GPM Max. hub: 0-3.5 GPM HYDEX, with FIXED PITCH air assist blades basket: 12" coarse mesh or 12" fine mesh cord: 20 feet, wet duty SOOW, 50 feet controller to atomizer. typical droplet spectrum: very fine mist to coarse fog typical pattern: <i>conical</i> , will travel 30' (10 m) or more in still air produces approx. 1800 CFM (60 cubic meters) of carrier air at max speed. max particulate in spray fluid: .060" (1.5 mm) or .016" (.4 mm) typical uses: indoor or outdoor evaporative cooling and humidification, odor control and dust control, industrial processes